



REAL X-RAY CHAIR

Functional and easy to use



Valid from 070601

Mercado 100329

Article no 803367



FUNCTIONAL CHAIR – RATIONAL EXAMINATION.

An X-ray chair is subject to strict demands from doctors, nurses and patients. In order to carry out an examination with the patient in a seated position, the chair must be functional and easy to adjust. The X-ray chair must also work well with X-ray equipment in general. Furthermore, if the chair is comfortable and can offer the patient an ergonomically correct position, the examination can be completed more quickly. The design of the chair must be stable for the patient's safety, while at the same time be easy for the staff to manoeuvre.

Easy to use


The REAL 8100 X-RAY CHAIR is an electrically operated chair adapted for use in connection with X-rays. The chair is made in Sweden, and has been designed with a focus on ergonomics, function and flexibility. The chair is comfortable, stable and easy to operate. A remote control is used to adjust the electric height setting of no less than 28 cm. This gives staff the freedom to adjust the chair even at a distance.

Safe and easy to use

For patient safety, the REAL 8100 X-RAY CHAIR has

a convenient, newly designed, fully welded under-frame with a safe, easily operated brake. The chair's brake can be applied using either a pedal or lever (either manually or by remote control).

When applying the brake on the chair it must first be placed in the fixing blocks. The blocks must be securely fixed to the floor in advance. The mechanical protractor ($\pm 90^\circ$ at 5-degree intervals) provides the facility to X-ray the patient from the desired angle. The seat's angle is reset when pressure is applied to the foot control at the rear of the frame.





COMFORTABLE FOR THE PATIENT

To increase the sitting comfort, Mercado Medic has collaborated with renowned physiotherapist Bengt Engström to develop the ergomedic seat system. For optimal sitting comfort, the ergomedic plus seats have the right form and softness to ensure optimal stability and comfort, higher under the thigh than the buttocks. Its form distributes pressure evenly and effectively, and prevents the user from sliding forward when the seat is angled. The back edge of the seat is lowered to increase the sitting depth. This allows the seat bone nodules to move backwards when the patients spine is stretched, reducing discomfort for the patient.

Correct positioning

The adjustable seat angle, forwards and backwards, makes it easy to find the correct position for the patient.


Flexibility with different back rests


The low backrest is adapted for X-rays of the lumbar and the thoracic spine while the high backrest, with neckrest made of Makrolon, is suitable for X-rays of the cervical spine. The carbon fibre backrest has been developed primarily for scoliosis patients. It provides support for the patients lower back, lumbar spine, thoracic spine, cervical spine and neck. However,

the back panel is versatile and is suitable for a number of needs, including lung X-rays. There is no need to swap the backrest for different patients or procedures. All backrests are easily replaceable. They are also adjustable for height, angle and depth. As an accessory we have wall mounts for the backrests that are not mounted onto a chair.

Standard or Comfort version

The REAL 8100 X-RAY CHAIRS are available in Standard or Comfort versions. The Comfort version includes electric seat angle adjustment and electric brake. These functions can be adjusted via remote control.





Options



Options for more efficient examinations include alternative seat sizes, footrests, positioning belts and high carbon fibre back rests. The folding foot ring provides comfortable foot support. The easy-to-manoeuvre castors, with dustproof SKF bearings in the castors and clamps, make it easier to manoeuvre the chair. Extra durable castor runners and reinforced clamps help to ensure many years of trouble-free operation.

Swedish quality

The REAL 8100 X-RAY CHAIR is developed and manufactured in Sweden. The chair is EMC-tested at SEMKO and approved in accordance with EN 60601-1-1 and EN 60601-1-2.

The PLUS frame is tested at SP and approved in accordance with EN:1335.

Strict quality requirements guarantee many years of safe operation.



REAL[®] 8100



STANDARD VERSION

- Electric raising/lowering via remote control
- Seat height 47-75 cm with rotation
- Fully welded, newly designed "Clinic" frame with protractor
- Footbrake and handbrake
- Castors, 100 mm SL (several alternatives available)
- Crank-controlled seat angle adjustment
- Back 33x16 cm
- High back with adjustable cushion and neck rest made of Makrolon
- Seat 44x48 cm (several alternatives available)
- Folding armrest, 35 cm (several alternatives available)
- Fixing blocks for brake
- Imitation leather covering

COMFORT DESIGN

- Electric raising/lowering via remote control
- Seat height 47-75 cm with rotation
- Fully welded, newly designed "Clinic" frame with protractor
- **Electric brake.**
- Castors 100 mm SL (several alternatives available)
- **Electric seat angle adjustment**
- Back 33x16 cm
- High back with adjustable cushion and neck rest made of Makrolon
- Seat 44x48 cm (several alternatives available)
- Folding armrest, 35 cm (several alternatives available)
- Fixing blocks for brake
- Imitation leather covering

